Lumina II

SS9-66HD 690-710N

N-TOPCon Bifacial Dual Glass Module

710W
Maximum
Power Output

22.86%
Maximum
Module Efficiency

High Power Output

With 210 large wafer technology and slicing technology,multi-grid technology, high-density module packaging to ensure higher power output of modules

High Reliability

Excellent harsh tests results and advanced half-cell tech improve product reliability for long-term life cycle

Extra power generation

N-type wafers and cells bring ultralow LID&LeTID degradation, less than 1% 1st year degradation guaranteed, in addition lower temperature coefficient and better weak-light response provide extra power generation

High ROI

Bifacial power generation reduces BOS and system LCOE dramatically, promoting the project ROI

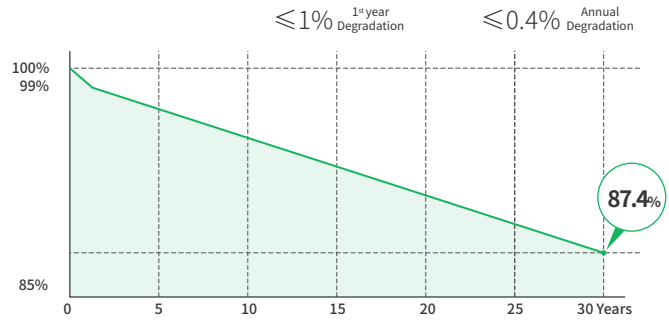

15 Years Product Warranty **30** Years Linear Power Warranty

Comprehensive Certificates

- IEC61215
- IEC61730
- IEC61701:Salt mist corrosion test
- IEC62716:Ammonia corrosion test
- IEC60068:Dust and Sand test
- ISO9001:2015: Quality Management System
- ISO14001:2015: Environment Management System
- ISO45001:2018: Occupational Health and Safety Management Systems

SolarSpace Technology Co., Ltd. was established in 2011, as a world leading solar cell and module manufacturer, concentrating on high efficient solar-technology production with 58.75GW+ capacity of solar cell and 5.7GW capacity of solar module in China and overseas.

*Please refer to SolarSpace for details

Electric Characteristics(STC)

Module Type	SS9-66HD -690N	SS9-66HD -695N	SS9-66HD -700N	SS9-66HD -705N	SS9-66HD -710N
Maximum Power (Pmax) [W]	690	695	700	705	710
Open-Circuit Voltage (Voc)[V]	47.80	48.00	48.20	48.40	48.60
Maximum Power Voltage (Vmp) [V]	40.10	40.30	40.50	40.70	40.90
Short-Circuit Current (Isc)[A]	18.24	18.28	18.32	18.36	18.40
Maximum Power Current (Imp) [A]	17.21	17.25	17.29	17.33	17.36
Module Efficiency	22.21%	22.37%	22.53%	22.70%	22.86%

Irradiation 1000W/m², Cell Temperature 25°C, AM=1.5

Bifacial Output-Rearside Power Gain (695W)

Power Gain	5%	10%	15%	20%	25%
Maximum Power (Pmax) [W]	730	765	799	834	869
Open-Circuit Voltage (Voc)[V]	48.00	48.00	48.00	48.10	48.10
Maximum Power Voltage (Vmp) [V]	40.30	40.30	40.30	40.40	40.40
Short-Circuit Current (Isc)[A]	18.84	19.56	20.25	20.98	21.69
Maximum Power Current (Imp) [A]	18.12	18.99	19.83	20.65	21.51

Electric Characteristics (NMOT)

Module Type	SS9-66HD -690N	SS9-66HD -695N	SS9-66HD -700N	SS9-66HD -705N	SS9-66HD -710N
Maximum Power (Pmax) [W]	526	530	534	538	542
Open-Circuit Voltage (Voc)[V]	45.30	45.50	45.70	45.90	46.10
Maximum Power Voltage (Vmp) [V]	37.40	37.60	37.80	38.00	38.20
Short-Circuit Current (Isc)[A]	14.72	14.76	14.80	14.84	14.88
Maximum Power Current (Imp) [A]	14.07	14.10	14.13	14.16	14.19

Irradiance 800 W/m², Ambient Temperature 20 °C, Wind Speed 1 m/s, AM=1.5

Temperature coefficients

Temperature coefficient of Isc	+0.045%/°C
Temperature coefficient of Voc	-0.260%/°C
Temperature coefficient of Pmax	-0.290%/°C
NMOT	45±2°C

Engineering Design

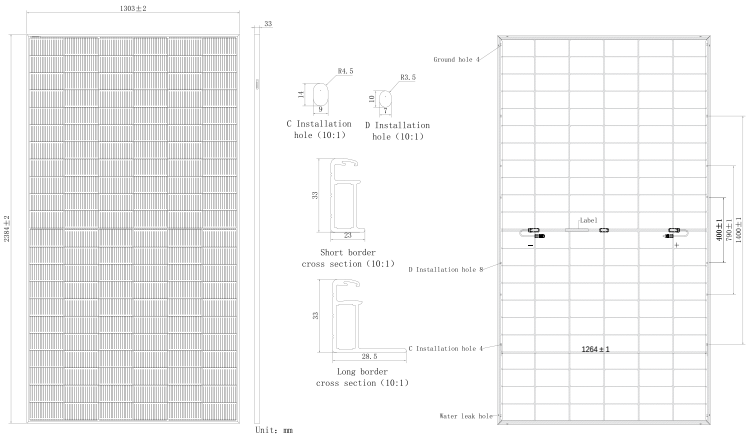

Mechanical Characteristics

Cell Type	N-TOPCon
Number of Cells	132(6x22)
Dimensions	2384X1303X33mm
Weight	37.5kg
Glass	Front glass, 2.0mm coated semi-tempered glass
	Back Glass, 2.0mm glazed semi-tempered glass
Frame	Anodized Aluminum Alloy
Output Cables	4mm²(IEC),12AWG(UL) 300mm(including connector) or Customized Length
Junction Box	IP68 Rated, 3 diodes
Connector	MC4-EVO2 or MC4 Compatible
Packaging	33 Pieces/Pallet, 594 pieces/40' container

Characteristics

I-V/P-V Curve at Different Irradiation
SS9-66HD-695N

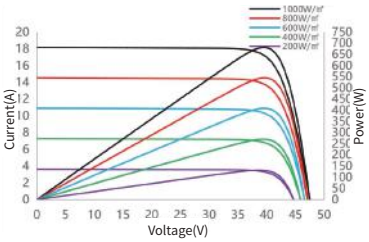

I-V Curve at Different Temperature
SS9-66HD-695N

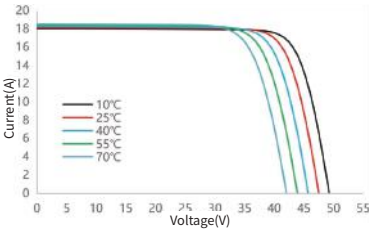

Operating Conditions

Maximum System Voltage	1500V DC (IEC)
Power Tolerance	0~+3%
Operating Temperature	-40°C~+85°C
Maximum Series Fuse Rating	30A
Mechanical Load Front Rear	5400Pa
Mechanical Load Back Rear	2400Pa
Bifaciality	80±5%