



Lumina II



Super Power Output

SolarSpace advanced TOPCon cells combined with MBB and high-density encapsulation provides ultra-high power output



High Reliability

Excellent harsh tests results and advanced half-cell tech improve product reliability for long-term life cycle



Extra power generation

N-type wafers and cells bring ultralow LID&LeTID degradation, less than 1% 1st year degradation guaranteed, in addition lower temperature coefficient and better weak-light response provide extra power generation



High ROI

Bifacial power generation reduces BOS and system LCOE dramatically, promoting the project ROI

SolarSpace Technology Co., Ltd. was established in 2011, as a world leading solar cell and module manufacturer, concentrating on high efficient solar-technology production with 58.75GW+ capacity of solar cell and 5.7GW capacity of solar module in China and overseas.

*Please refer to SolarSpace for details

SS8-66HDB 500-535N

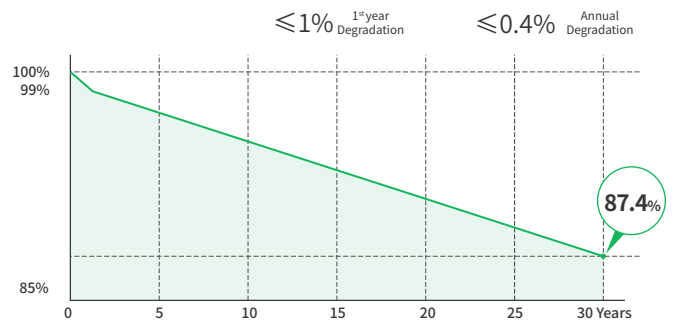
N-TOPCon Bifacial Dual Glass Module

535W

Maximum Power Output

22.53%

Maximum Module Efficiency



15 Years Product Warranty **30** Years Linear Power Warranty

Comprehensive Certificates

- IEC61215 • IEC61730
- IEC61701: Salt mist corrosion test • IEC62716: Ammonia corrosion test
- IEC60068: Dust and Sand test
- ISO9001:2015: Quality Management System
- ISO14001:2015: Environment Management System
- ISO45001:2018: Occupational Health and Safety Management Systems



Electric Characteristics (STC)

Module Type	SS8-66HDB SS8-66HDB SS8-66HDB SS8-66HDB SS8-66HDB SS8-66HDB SS8-66HDB SS8-66HDB							
	-500N	-505N	-510N	-515N	-520N	-525N	-530N	-535N
Maximum Power (Pmax) [W]	500	505	510	515	520	525	530	535
Open-Circuit Voltage (Voc)[V]	46.28	46.46	46.64	46.82	47.01	47.19	47.37	47.55
Maximum Power Voltage (Vmp) [V]	37.78	37.96	38.13	38.30	38.47	38.64	38.81	38.98
Short-Circuit Current (Isc)[A]	13.90	13.97	14.04	14.11	14.18	14.25	14.32	14.39
Maximum Power Current (Imp) [A]	13.24	13.31	13.38	13.45	13.52	13.59	13.66	13.73
Module Efficiency	21.06%	21.27%	21.48%	21.69%	21.90%	22.11%	22.32%	22.53%

Irradiation 1000W/m², Cell Temperature 25°C, AM=1.5

Bifacial Output-Rearside Power Gain (520 W)

Power Gain	5% 10% 15% 20% 25%				
	Maximum Power (Pmax) [W]	546	572	598	624
Open-Circuit Voltage (Voc)[V]	47.01	47.01	47.01	47.11	47.11
Maximum Power Voltage (Vmp) [V]	38.92	38.92	38.92	38.92	39.02
Short-Circuit Current (Isc)[A]	14.74	15.28	15.81	16.35	16.89
Maximum Power Current (Imp) [A]	14.03	14.70	15.37	16.04	16.71

Electric Characteristics (NMOT)

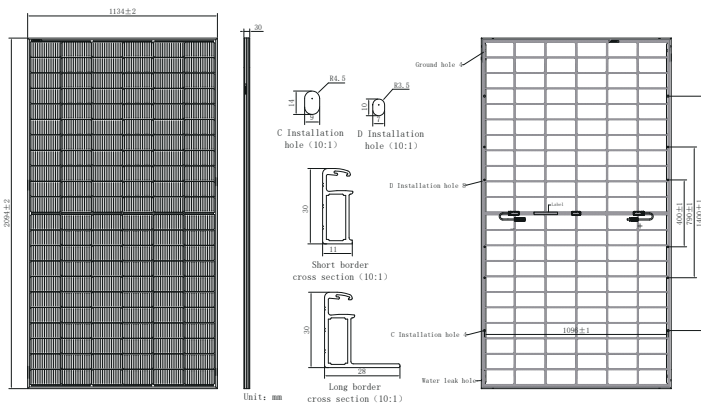
Module Type	SS8-66HDB SS8-66HDB SS8-66HDB SS8-66HDB SS8-66HDB SS8-66HDB SS8-66HDB SS8-66HDB							
	-500N	-505N	-510N	-515N	-520N	-525N	-530N	-535N
Maximum Power (Pmax) [W]	376	380	384	388	392	396	400	404
Open-Circuit Voltage (Voc)[V]	43.93	44.12	44.29	44.47	44.64	44.82	44.99	45.17
Maximum Power Voltage (Vmp) [V]	35.44	35.59	35.73	35.86	36.00	36.14	36.27	36.40
Short-Circuit Current (Isc)[A]	11.31	11.39	11.47	11.55	11.63	11.71	11.79	11.87
Maximum Power Current (Imp) [A]	10.61	10.68	10.75	10.82	10.89	10.96	11.03	11.10

Irradiance 800 W/m², Ambient Temperature 20 °C, Wind Speed 1 m/s, AM=1.5

Temperature coefficients

Temperature coefficient of Isc	+0.045%/°C
Temperature coefficient of Voc	-0.260%/°C
Temperature coefficient of Pmax	-0.290%/°C
NMOT	45±2°C

Engineering Design

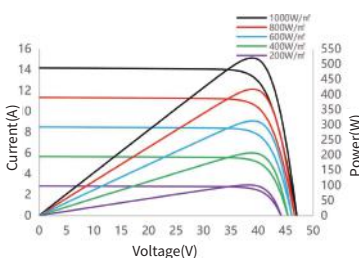


Mechanical Characteristics

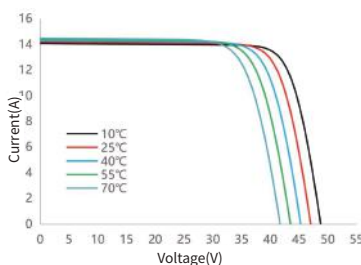
Cell Type	Mono TOPCon
Number of Cells	132(6x22)
Dimensions	2094X1134X30mm
Weight	29.20kg
Glass	Front Glass, 2.0mm AR coated semi-tempered glass Back Glass, 2.0mm glazed semi-tempered glass
Frame	Black, Anodized Aluminum Alloy
Output Cables	4mm ² (IEC), 12AWG(UL), 300mm (including connector) or Customized Length
Junction Box	IP68 Rated, 3 diodes
Connector	MC4-EVO2 or MC4 Compatible
Packaging	36 Pieces/Pallet, 792 pieces/40' container

Characteristics

I-V/P-V Curve at Different Irradiation
SS8-66HDB-520N



I-V Curve at Different Temperature
SS8-66HDB-520N



Operating Conditions

Maximum System Voltage	1500V DC(IEC)
Power Tolerance	0~+3%
Operating Temperature	-40°C~+85°C
Maximum Series Fuse Rating	30A
Mechanical Load Front Rear	5400Pa
Mechanical Load Back Rear	2400Pa
Bifaciality	80±10%

